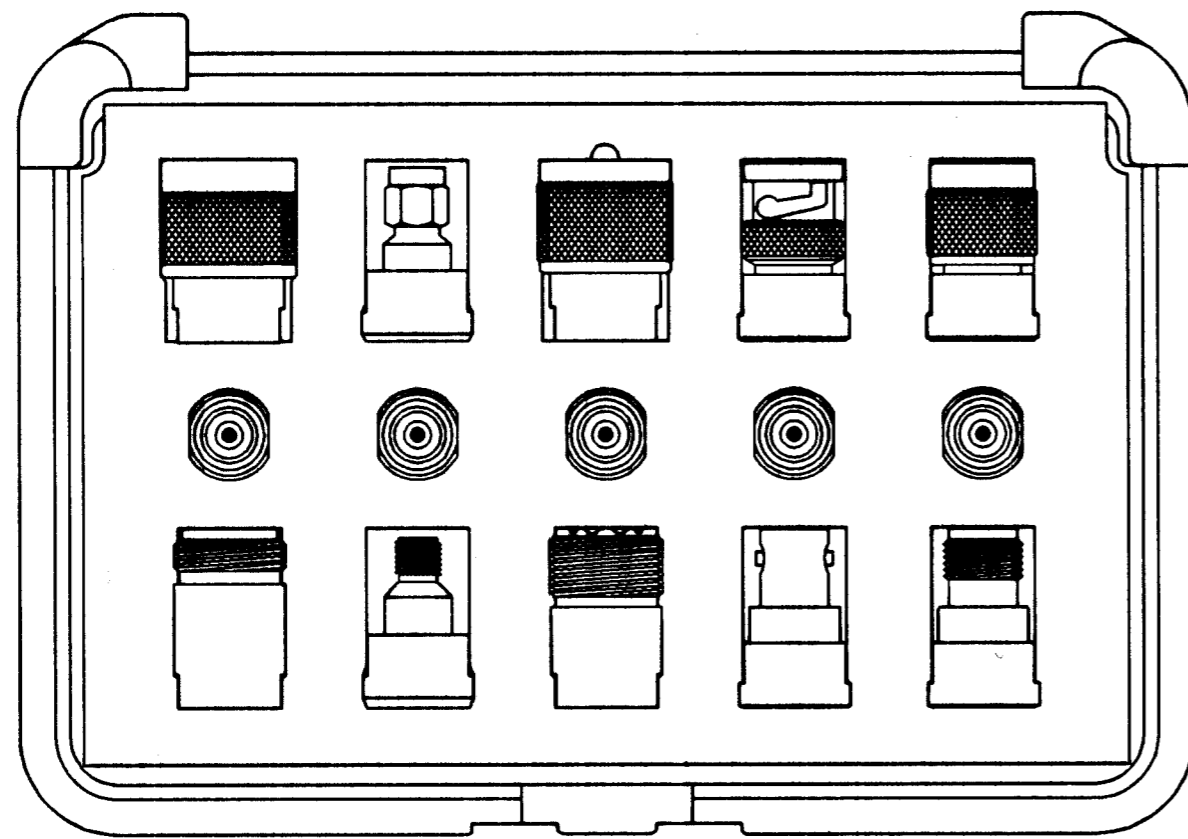
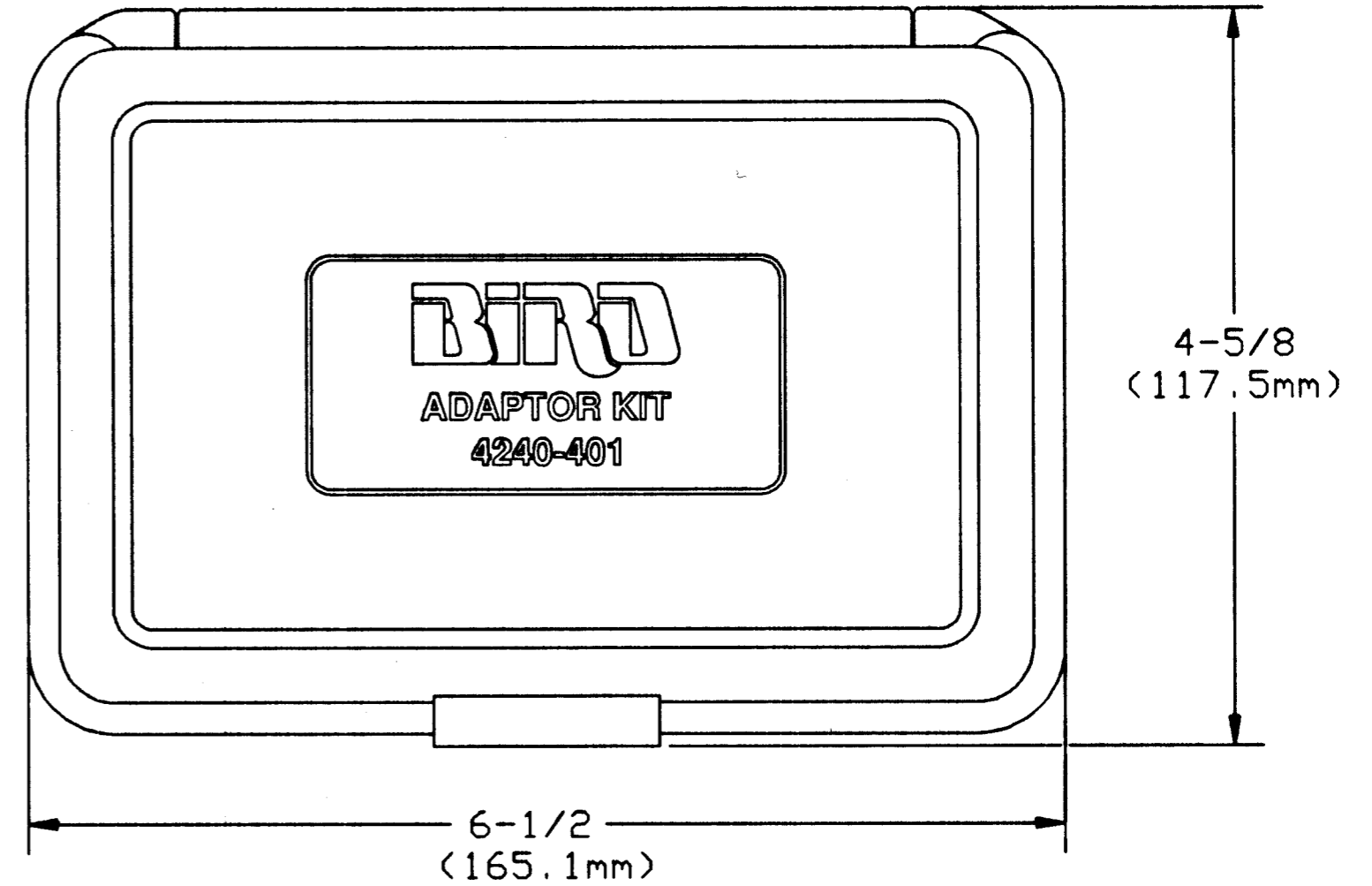


REVISIONS		DL 4240-401	
LTR.	SECTION	DESCRIPTION	DATE
A		FINAL RELEASE/ECN 9449 T.V	6-22-95

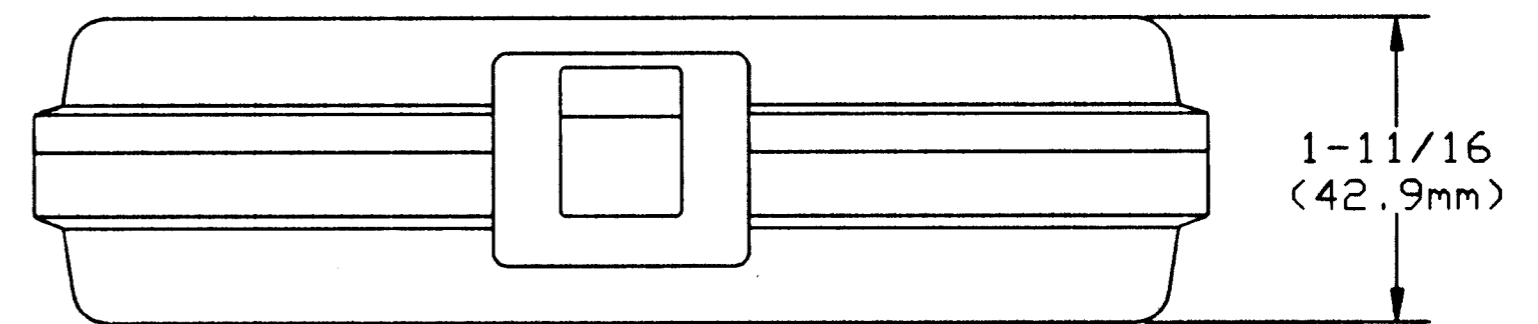


TOP VIEW WITH LID REMOVED




RF INTERSERIES ADAPTER KIT CONSISTS OF:

QTY.	DESCRIPTION	B.E.C. P/N
1	MALE N CONNECTOR	4240-402
1	FEMALE N CONNECTOR	4240-403
1	MALE BNC CONNECTOR	4240-404
1	FEMALE BNC CONNECTOR	4240-405
1	MALE TNC CONNECTOR	4240-406
1	FEMALE TNC CONNECTOR	4240-407
1	MALE UHF CONNECTOR	4240-408
1	FEMALE UHF CONNECTOR	4240-409
1	MALE SMA CONNECTOR	4240-410
1	FEMALE SMA CONNECTOR	4240-411
5	COUPLER	4240-413
1	CASE	



SPECIFICATIONS	
"N" COMBINATIONS	
VSWR:	1.04 MAX. dc TO 1GHz
	1.1 MAX. 1GHz TO 2.5GHz
OTHER COMBINATIONS	
VSWR:	1.1 MAX. dc TO 1GHz
	1.3 MAX. 1GHz TO 2.5GHz
WEIGHT:	13.44oz. (381g)

DIMENSIONS HEREON ARE FOR CUSTOMER CONVENIENCE AND REFERENCE ONLY. TOLERANCE TO BE APPLIED ONLY WHERE INDIVIDUALLY STATED ON THE RESPECTIVE DIMENSION. -DO NOT SCALE DRAWING-

THIS DRAWING IS THE PROPERTY OF THE BIRD ELECTRONIC CORPORATION. THE DESIGNS AND SPECIFICATIONS DISCLOSED HEREON IS PROPRIETARY AND SHALL NOT BE REPRODUCED, NOR COPIED, NOR USED AS THE BASIS FOR THE MANUFACTURE OR SALE OF APPARATUS OR DEVICES WITHOUT THEIR EXPRESS WRITTEN CONSENT.		ITEM REQ.	DRAWING NO.	DESCRIPTION
DRAWN J. WHEELER 6-22-95		MATL.		 DESCRIPTION: ADAPTER KIT, 4240-401/OUTLINE SUB-DESCRIPTION:
CHECKED A. SNYDER 12-6-95		SCALE: FULL	ITEM TYPE:	
APPROVED <i>[Signature]</i> 12-28-95		FINISH:	SIZE	DL 4240-401
CODE IDENT. NO. 70998		COM. CD. CA4	DRAWING NO.	1 OF 1