

# MIC® Interlocking Armored Plenum Cables 2-24 Fiber

Corning  
Cable Systems

A LANscape® Pretium™ Solutions Product

## Applications

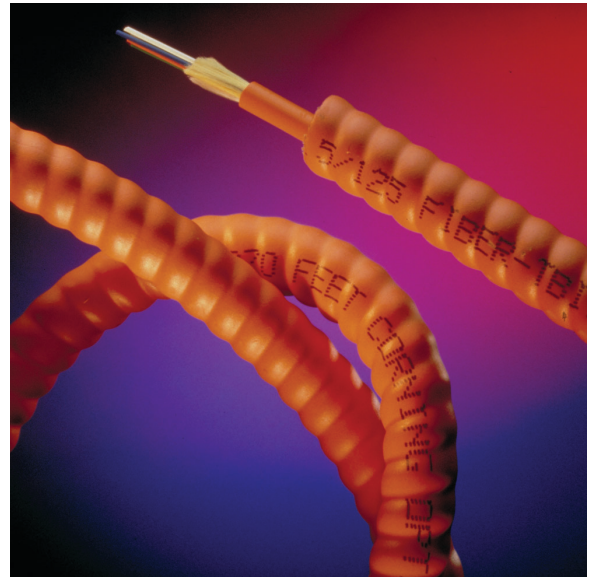
- Intra-building backbone and horizontal installations in plenum, riser and general-purpose environments
- Industrial and heavy traffic areas requiring extra protection for optical cables

## Description

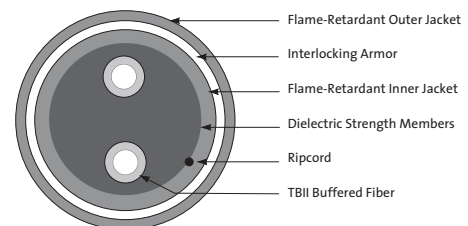
Corning Cable Systems MIC® Interlocking Armored Plenum Cables are standard OFNP MIC Cables inside a spirally wrapped interlocking aluminum armor for ruggedness and superior crush resistance. These cables meet the application requirements of the National Electrical Code® (NEC® Article 770) and are OFCP and FT-6 listed.

## Features / Benefits

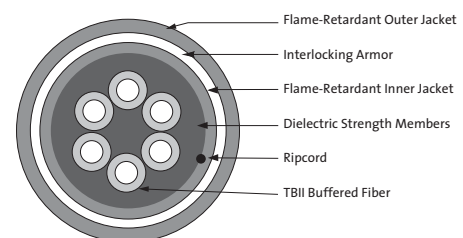
- Flexible interlocking armor offers over 7x the crush protection compared to unarmored cables as characterized to ICEA-596
- Available in 62.5 µm, 50 µm, single-mode and hybrid versions
- Armored design allows easy one-step installation of protected cable
- Flame-retardant outer jacket enables easier cable pulling; colored, exterior-jacket makes for easy identification and includes length markings
- Available with Gigabit Ethernet performance and 10 Gigabit Ethernet performance



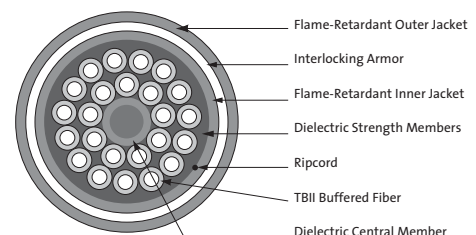
MIC Interlocking Armored Plenum Cable | Photo LAN93



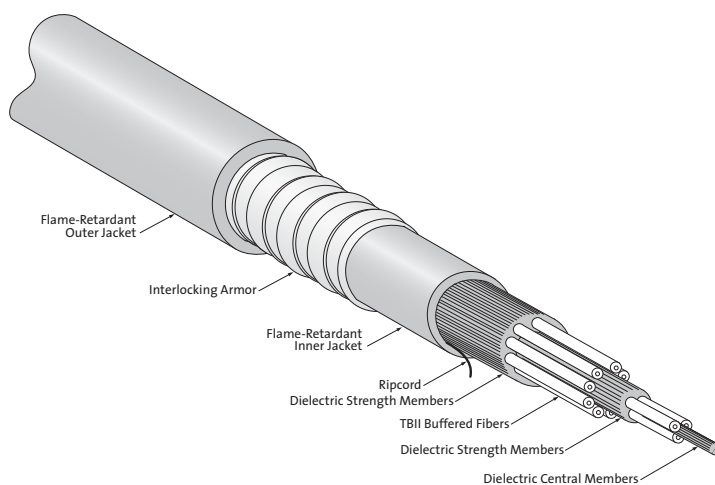
2-Fiber MIC Armored OFCP Cable | Drawing ZA-2085



6-Fiber MIC Armored OFCP Cable | Drawing ZA-2086



24-Fiber MIC Armored OFCP Cable | Drawing ZA-2087



12-Fiber MIC Interlocking Armored Plenum Cable | Drawing ZA-2084



Product Specifications

# MIC® Interlocking Armored Plenum Cables 2-24 Fiber

Corning  
Cable Systems

A LANscape® Pretium™ Solutions Product

## Specifications

<b>Temperatures</b>	Storage: -40° to +70°C (-40° to +158°F) Installation: 0° to +60°C (+32° to +140°F) Operation: 0° to +70°C (+32° to +158°F)
<b>Approvals and Listings</b>	National Electrical Code® (NEC®) OFCP, CSA FT-6, ICEA S-83-596
<b>Flame Resistance</b>	NFPA 262 (for plenum, riser and general building applications)

Corning Cable Systems recommends storing indoor/outdoor cable in a proper temperature environment prior to installation to allow the cable temperature to meet installation temperature range specifications for best installation results.

Fiber Count	Inner Cable O.D. mm (in)	Armored Cable O.D. mm (in)	Total Weight kg/km (lb/1000 ft)	Maximum Tensile Loads		Minimum Bend Radius	
				Short-Term N (lbf)	Long-Term N (lbf)	Loaded cm (in)	Installed cm (in)
2	5.0 (0.20)	12.2 (0.48)	130 (87)	440 (99)	132 (30)	18.3 (7.2)	12.2 (4.8)
4	5.3 (0.21)	12.2 (0.48)	135 (91)	440 (99)	132 (30)	18.3 (7.2)	12.2 (4.8)
6	5.3 (0.21)	12.2 (0.48)	137 (92)	440 (99)	132 (30)	18.3 (7.2)	12.2 (4.8)
12	6.1 (0.24)	12.6 (0.50)	156 (105)	440 (99)	132 (30)	18.9 (7.4)	12.6 (5.0)
18	7.4 (0.29)	13.7 (0.54)	186 (125)	660 (148)	198 (45)	20.6 (8.1)	13.7 (5.4)
24	7.8 (0.31)	14.3 (0.56)	202 (136)	660 (148)	198 (45)	21.5 (8.5)	14.3 (5.6)

## Transmission Performance

Fiber Code	K	C	S	S	E
<b>Performance Option Code</b>	<b>30</b>	<b>31</b>	<b>80</b>	<b>90</b>	<b>31</b>
<b>Fiber Type</b>	62.5/125 µm (850/1300 nm)	50/125 µm (850/1300 nm)	50/125 µm (850/1300 nm)	50/125 µm (850/1300 nm)	Single-mode (1310/1383/1550 nm)
<b>Maximum Attenuation (dB/km)</b>	3.5/1.0	3.5/1.5	3.0/1.5	3.0/1.5	1.0/1.0/0.75
<b>Minimum LED Bandwidth (MHz•km)</b>	200/500	500/500	1500/500	1500/500	- / - / -
<b>Minimum Effective Modal Bandwidth (MHz•km)</b>	*220/ -	*510/ -	**2000/ -	***4700/ -	- / - / -
<b>Serial Gigabit Ethernet Distance (m)</b>	300/550	600/600	1000/600	1000/600	5000/ - / -
<b>Serial 10 Gigabit Ethernet Distance (m)</b>	33/ -	82/ -	300/ -	****550/ -	10000/40000

\* As predicted by RML BW, per TIA/EIA 455-204 and IEC 60793-1-41, for intermediate performance laser-based systems (up to 1 Gb/s).

\*\* As predicted by minEMBc, per TIA/EIA 455-220 and IEC 60793-1-49, for high performance laser-based systems (up to 10 Gb/s).

\*\*\* As predicted by minEMBc, per TIA/EIA 455-220 and IEC 60793-1-49, for high performance laser-based systems (up to 10 Gb/s).

\*\*\*\* The 550 m distance is equivalent to a 4700 EMB system with standards-compliant transceiver and fiber characteristics, 3.0 dB/km cable attenuation and 1.0 dB total connector loss.

# MIC® Interlocking Armored Plenum Cables 2-24 Fiber

Corning  
Cable Systems

A LANscape® Pretium™ Solutions Product

## Ordering Information

---

Contact Customer Service for other options.

□ □ □ □ 8 8 - □ □ 1 □ □ - A 3  
1 2 3 4 5 6 7 8 9 10 11 12 13 14

**1 - 3** Select fiber count (002, 004, 006, 012, 018, 024).

**4** Select fiber code (see Transmission Performance Table).

**5 / 12** Defines cable type.

8/- = MIC®/MIC Unitized Cable Family

**6** Defines outer jacket.

8 = Plenum

**7 / 8** Select identification color scheme.

31 = Fiber counts ≤ 10

33 = Fiber counts > 10

**9** Defines subunit diameter options.

**10 - 11** Select performance option code  
(see Transmission Performance Table).

**13 - 14** Defines special manufacturing code.

A3 = Aluminum interlocking armor with  
plenum-rated jacket

# MIC<sup>®</sup> Interlocking Armored Plenum Cables 2-24 Fiber

A LANscape<sup>®</sup> Pretium<sup>™</sup> Solutions Product

Corning  
Cable Systems

Corning Cable Systems LLC • PO Box 489 • Hickory, NC 28603-0489 USA

1-800-743-2675 • FAX: +1-828-901-5973 • International: +1-828-901-5000 • <http://www.corning.com/cablesystems>

Corning Cable Systems reserves the right to improve, enhance and modify the features and specifications of Corning Cable Systems products without prior notification. LANscape, MIC and TBII are registered trademarks of Corning Cable Systems Brands, Inc. Pretium is a trademark of Corning Cable Systems Brands, Inc. Discovering Beyond Imagination is a trademark of Corning Incorporated. All other trademarks are the properties of their respective owners. Corning Cable Systems is ISO 9001 certified. © 2001, 2005 Corning Cable Systems. All rights reserved. Published in the USA. LAN-124-EN / November 2005 / 10



**CORNING**  
Discovering Beyond Imagination

**LANscape<sup>®</sup>**  
**PRETIUM**  
THE PREMIER SOLUTION